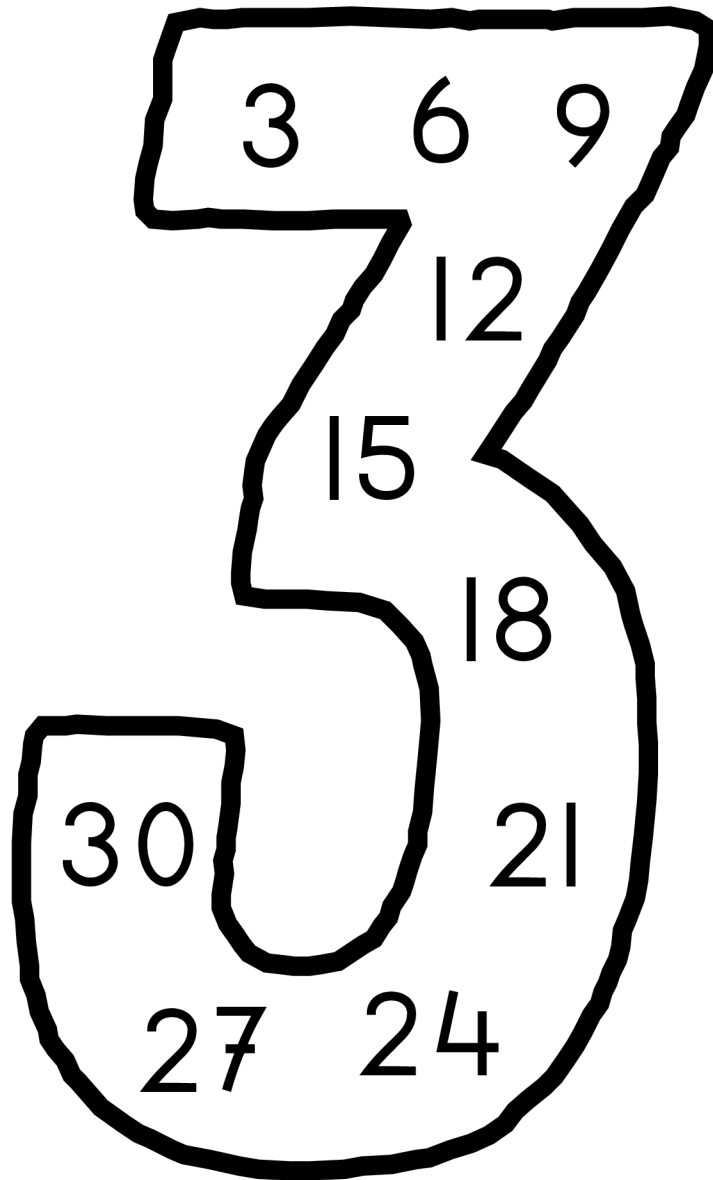


De tafel van 3



oefenboek

Naam:

de getallenlijn

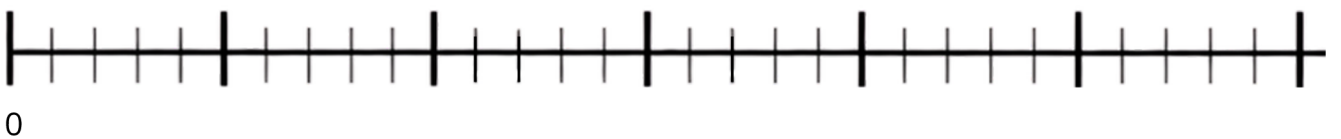
Maak sprongen van 3:



Maak sprongen van 3:
Schrijf de getallen op.

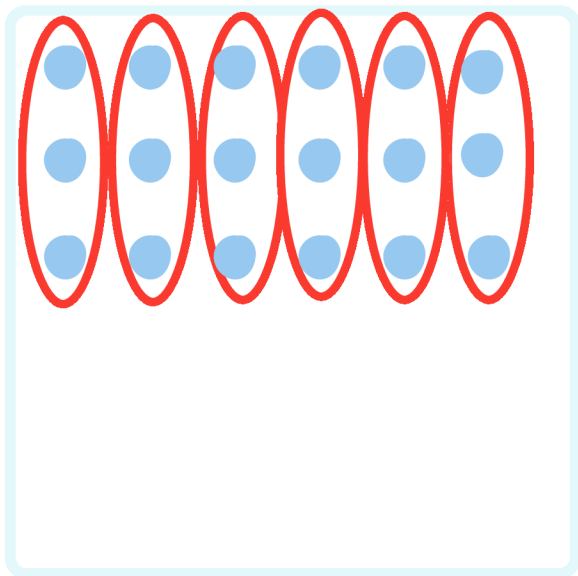


Maak sprongen van 3:
Schrijf de getallen op.




groepjes maken

Maak groepjes van 3:




..6.. groepjes

$$.6. \times 3 = ..18$$




..... groepjes

$$..... \times 3 =$$



..... groepjes

$$..... \times 3 =$$




..... groepjes

$$..... \times 3 =$$


groepjes maken

Maak groepjes van 3:




..... groepjes

..... x 3 =




..... groepjes

..... x 3 =



..... groepjes

..... x 3 =



..... groepjes

..... x 3 =

erbij 3

$$\begin{array}{l} 1 \times 3 = 3 \\ 2 \times 3 = \dots \end{array} \quad \left. \vphantom{\begin{array}{l} 1 \times 3 = 3 \\ 2 \times 3 = \dots \end{array}} \right) +3$$

$$\begin{array}{l} 2 \times 3 = 6 \\ 3 \times 3 = \dots \end{array} \quad \left. \vphantom{\begin{array}{l} 2 \times 3 = 6 \\ 3 \times 3 = \dots \end{array}} \right) +3$$

$$\begin{array}{l} 3 \times 3 = 9 \\ 4 \times 3 = \dots \end{array} \quad \left. \vphantom{\begin{array}{l} 3 \times 3 = 9 \\ 4 \times 3 = \dots \end{array}} \right) +3$$

$$\begin{array}{l} 4 \times 3 = 12 \\ 5 \times 3 = \dots \end{array} \quad \left. \vphantom{\begin{array}{l} 4 \times 3 = 12 \\ 5 \times 3 = \dots \end{array}} \right) +3$$

$$\begin{array}{l} 5 \times 3 = 15 \\ 6 \times 3 = \dots \end{array} \quad \left. \vphantom{\begin{array}{l} 5 \times 3 = 15 \\ 6 \times 3 = \dots \end{array}} \right) +3$$

$$\begin{array}{l} 6 \times 3 = 18 \\ 7 \times 3 = \dots \end{array} \quad \left. \vphantom{\begin{array}{l} 6 \times 3 = 18 \\ 7 \times 3 = \dots \end{array}} \right) +3$$

$$\begin{array}{l} 7 \times 3 = 21 \\ 8 \times 3 = \dots \end{array} \quad \left. \vphantom{\begin{array}{l} 7 \times 3 = 21 \\ 8 \times 3 = \dots \end{array}} \right) +3$$

$$\begin{array}{l} 8 \times 3 = 24 \\ 9 \times 3 = \dots \end{array} \quad \left. \vphantom{\begin{array}{l} 8 \times 3 = 24 \\ 9 \times 3 = \dots \end{array}} \right) +3$$

$$\begin{array}{l} 9 \times 3 = 27 \\ 10 \times 3 = \dots \end{array} \quad \left. \vphantom{\begin{array}{l} 9 \times 3 = 27 \\ 10 \times 3 = \dots \end{array}} \right) +3$$

$$\begin{array}{l} 10 \times 3 = 30 \\ 11 \times 3 = \dots \end{array} \quad \left. \vphantom{\begin{array}{l} 10 \times 3 = 30 \\ 11 \times 3 = \dots \end{array}} \right) +3$$

eraf 3

$$\begin{array}{l} 11 \times 3 = 33 \\ 10 \times 3 = \dots \end{array} \quad \left. \vphantom{\begin{array}{l} 11 \times 3 = 33 \\ 10 \times 3 = \dots \end{array}} \right) -3$$

$$\begin{array}{l} 10 \times 3 = 30 \\ 9 \times 3 = \dots \end{array} \quad \left. \vphantom{\begin{array}{l} 10 \times 3 = 30 \\ 9 \times 3 = \dots \end{array}} \right) -3$$

$$\begin{array}{l} 9 \times 3 = 27 \\ 8 \times 3 = \dots \end{array} \quad \left. \vphantom{\begin{array}{l} 9 \times 3 = 27 \\ 8 \times 3 = \dots \end{array}} \right) -3$$

$$\begin{array}{l} 8 \times 3 = 24 \\ 7 \times 3 = \dots \end{array} \quad \left. \vphantom{\begin{array}{l} 8 \times 3 = 24 \\ 7 \times 3 = \dots \end{array}} \right) -3$$

$$\begin{array}{l} 7 \times 3 = 21 \\ 6 \times 3 = \dots \end{array} \quad \left. \vphantom{\begin{array}{l} 7 \times 3 = 21 \\ 6 \times 3 = \dots \end{array}} \right) -3$$

$$\begin{array}{l} 6 \times 3 = 18 \\ 5 \times 3 = \dots \end{array} \quad \left. \vphantom{\begin{array}{l} 6 \times 3 = 18 \\ 5 \times 3 = \dots \end{array}} \right) -3$$

$$\begin{array}{l} 5 \times 3 = 15 \\ 4 \times 3 = \dots \end{array} \quad \left. \vphantom{\begin{array}{l} 5 \times 3 = 15 \\ 4 \times 3 = \dots \end{array}} \right) -3$$

$$\begin{array}{l} 4 \times 3 = 12 \\ 3 \times 3 = \dots \end{array} \quad \left. \vphantom{\begin{array}{l} 4 \times 3 = 12 \\ 3 \times 3 = \dots \end{array}} \right) -3$$

$$\begin{array}{l} 3 \times 3 = 9 \\ 2 \times 3 = \dots \end{array} \quad \left. \vphantom{\begin{array}{l} 3 \times 3 = 9 \\ 2 \times 3 = \dots \end{array}} \right) -3$$

$$\begin{array}{l} 2 \times 3 = 6 \\ 1 \times 3 = \dots \end{array} \quad \left. \vphantom{\begin{array}{l} 2 \times 3 = 6 \\ 1 \times 3 = \dots \end{array}} \right) -3$$

keersommen maken



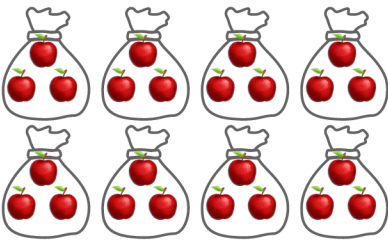
$$1 \times 3 = 3$$



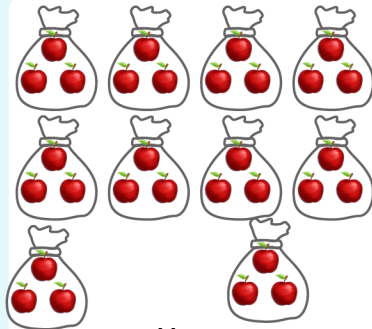
$$\dots \times \dots = \dots$$




$$\dots \times \dots = \dots$$




$$\dots \times \dots = \dots$$




$$\dots \times \dots = \dots$$



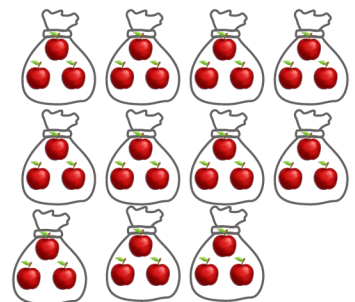
$$\dots \times \dots = \dots$$



$$\dots \times \dots = \dots$$

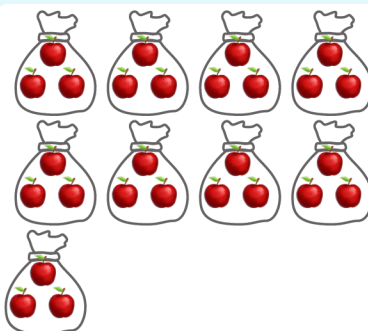


$$\dots \times \dots = \dots$$



$$\dots \times \dots = \dots$$

$$0 \times \dots = \dots$$



$$\dots \times \dots = \dots$$



$$\dots \times \dots = \dots$$

teken de keersommen

Teken de keersommen

$5 \times 3 = \dots\dots$

$3 \times 3 = \dots\dots$

$0 \times 3 = \dots\dots$

$9 \times 3 = \dots\dots$

$6 \times 3 = \dots\dots$

$7 \times 3 = \dots\dots$

$1 \times 3 = \dots\dots$

$4 \times 3 = \dots\dots$

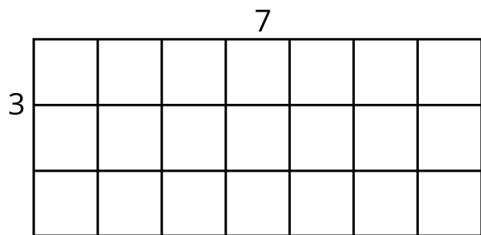
$8 \times 3 = \dots\dots$

$2 \times 3 = \dots\dots$

$11 \times 3 = \dots\dots$


$10 \times 3 = \dots\dots$

de verwisselstrategie




$7 \times 3 = \dots$

$3 \times 7 = \dots$



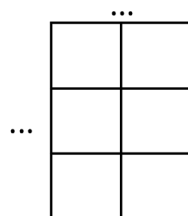
$1 \times 3 = \dots$

$3 \times 1 = \dots$



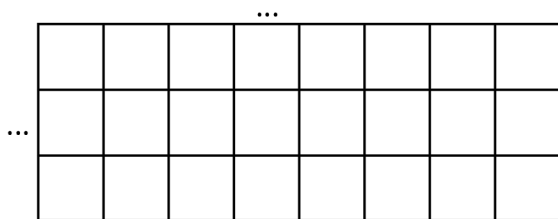
$6 \times 3 = \dots$

$3 \times 6 = \dots$




$2 \times 3 = \dots$

$3 \times 2 = \dots$




$8 \times 3 = \dots$

$3 \times 8 = \dots$




$10 \times 3 = \dots$

$3 \times 10 = \dots$



$9 \times 3 = \dots$

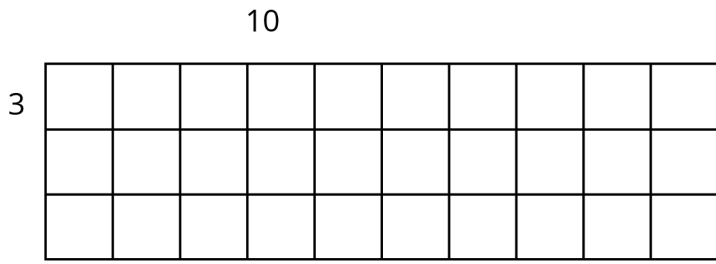
$3 \times 9 = \dots$



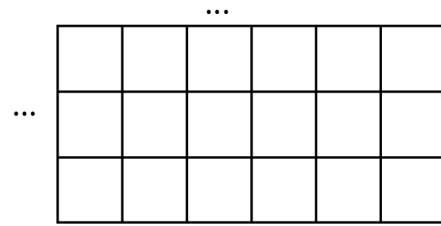
$5 \times 3 = \dots$

$3 \times 5 = \dots$


de verwisselstrategie




... x 3 = ...
3 x ... = ...



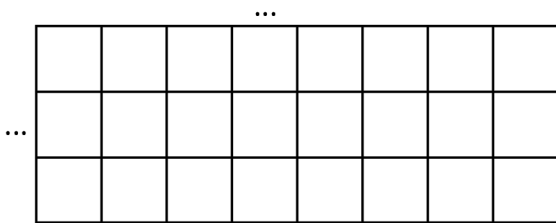
... x 3 = ...
3 x ... = ...




... x 3 = ...
3 x ... = ...



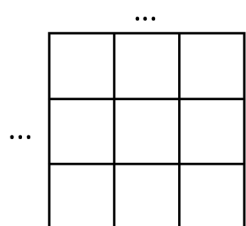
... x 3 = ...
3 x ... = ...




... x 3 = ...
3 x ... = ...



... x 3 = ...
3 x ... = ...



... x 3 = ...
3 x ... = ...



... x 3 = ...
3 x ... = ...

rijtjes oefenen

1 x 3 =
2 x 3 =
3 x 3 =
4 x 3 =
5 x 3 =
6 x 3 =
7 x 3 =
8 x 3 =
9 x 3 =
10 x 3 =

2 x 3 =
5 x 3 =
8 x 3 =
10 x 3 =
7 x 3 =
6 x 3 =
1 x 3 =
4 x 3 =
3 x 3 =
9 x 3 =

3 x 3 =
4 x 3 =
6 x 3 =
1 x 3 =
8 x 3 =
10 x 3 =
11 x 3 =
4 x 3 =
6 x 3 =
5 x 3 =

11 x 3 =
5 x 3 =
2 x 3 =
9 x 3 =
7 x 3 =
6 x 3 =
8 x 3 =
0 x 3 =
8 x 3 =
5 x 3 =

3 x 3 =
6 x 3 =
9 x 3 =
8 x 3 =
9 x 3 =
11 x 3 =
10 x 3 =
1 x 3 =
3 x 3 =
7 x 3 =

6 x 3 =
1 x 3 =
7 x 3 =
8 x 3 =
4 x 3 =
11 x 3 =
2 x 3 =
0 x 3 =
5 x 3 =
1 x 3 =

rijtjes oefenen

6 x 3 =
4 x 3 =
9 x 3 =
1 x 3 =
4 x 3 =
6 x 3 =
0 x 3 =
8 x 3 =
7 x 3 =
10 x 3 =

2 x 3 =
4 x 3 =
9 x 3 =
10 x 3 =
1 x 3 =
0 x 3 =
11 x 3 =
4 x 3 =
3 x 3 =
9 x 3 =

9 x 3 =
7 x 3 =
6 x 3 =
5 x 3 =
0 x 3 =
11 x 3 =
3 x 3 =
8 x 3 =
2 x 3 =
1 x 3 =

10 x 3 =
9 x 3 =
8 x 3 =
7 x 3 =
6 x 3 =
5 x 3 =
4 x 3 =
3 x 3 =
2 x 3 =
1 x 3 =

0 x 3 =
2 x 3 =
4 x 3 =
6 x 3 =
8 x 3 =
10 x 3 =
11 x 3 =
9 x 3 =
7 x 3 =
5 x 3 =

5 x 3 =
1 x 3 =
2 x 3 =
1 x 3 =
3 x 3 =
10 x 3 =
0 x 3 =
7 x 3 =
6 x 3 =
2 x 3 =

doolhof

Zoek de uitgang. Je mag alleen op de antwoorden van de tafel van 3 komen.

↓

0	1	2	23	7	7	5
3	5	7	26	11	26	16
6	9	12	29	14	31	34
13	11	15	17	27	30	33
2	17	18	21	24	28	36
7	8	20	16	2	1	39
13	17	5	7	10	11	19

→


En nu door elkaar.


→


0	30	15	1	4	31	26
29	14	27	10	16	11	23
25	8	6	2	4	16	22
11	13	9	33	12	14	23
4	8	17	13	18	1	32
36	27	24	21	30	29	28
6	26	22	19	17	11	5


←


vleksommen


 $x 3 = 12$


 $x 3 = 3$


 $x 3 = 12$


 $x 3 = 27$


 $x 3 = 15$


 $x 3 = 3$


 $x 3 = 21$


 $x 3 = 30$


 $x 3 = 0$


 $x 3 = 6$


 $x 3 = 18$


 $x 3 = 24$


 $x 3 = 18$


 $x 3 = 12$


 $x 3 = 3$


 $x 3 = 9$


 $x 3 = 0$


 $x 3 = 12$


 $x 3 = 15$


 $x 3 = 0$


 $x 3 = 27$


 $x 3 = 3$


 $x 3 = 0$


 $x 3 = 12$


 $x 3 = 6$


 $x 3 = 15$


 $x 3 = 9$


 $x 3 = 12$


 $x 3 = 21$


 $x 3 = 6$


 $x 3 = 21$


 $x 3 = 33$


 $x 3 = 12$


 $x 3 = 18$


 $x 3 = 0$


 $x 3 = 6$


 $x 3 = 9$


 $x 3 = 3$


 $x 3 = 15$


 $x 3 = 12$


 $x 3 = 24$


 $x 3 = 18$


 $x 3 = 33$


 $x 3 = 0$


 $x 3 = 21$

 $x 3 = 30$

 $x 3 = 18$

 $x 3 = 12$

 $x 3 = 9$

 $x 3 = 0$

 $x 3 = 6$


verhaaltjes

Lees het verhaal:

Er zitten 3 appels in een zak.
Je hebt 3 zakken.
Hoeveel appels heb je?

De som is: x =

Teken de som:




Lees het verhaal:

Ik koop 6 dozen met ballen.
In elke doos zitten 3 ballen.
Hoeveel ballen heb ik?

De som is: x =

Teken de som:




Lees het verhaal:

Ik heb 8 katten. Elke kat
krijgt 3 snoepjes.
Hoeveel snoepjes geef ik aan
mijn katten?

De som is: x =

Teken de som:




Lees het verhaal:

Ik krijg elke dag 3 koekjes.
Een week heeft 7 dagen.
Hoeveel koekjes krijg ik per
week?

De som is: x =

Teken de som:



verhaaltjes

Lees het verhaal:

Elke boom heeft 3 appels.
Er zijn 10 bomen.
Hoeveel appels zijn er?

De som is: x =

Teken de som:

Lees het verhaal:

In een doos zitten 3 bananen.
Ik koop 9 dozen.
Hoeveel bananen heb ik?

De som is: x =

Teken de som:

Lees het verhaal:

Een brood kost 3 euro.
Ik koop 5 broden.
Hoeveel moet ik betalen?

De som is: x =

Teken de som:

Lees het verhaal:

Mijn hond poept 3 keer per dag.
Hoeveel keer poept hij op maandag en dinsdag samen?

De som is: x =

Teken de som: